

# MRT PRIVILEGE

TECHNICAL DATA SHEET

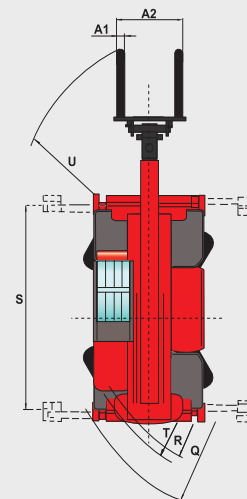
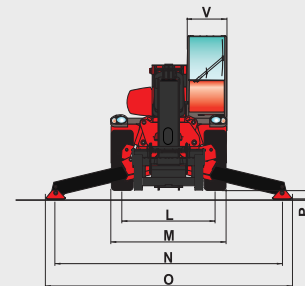
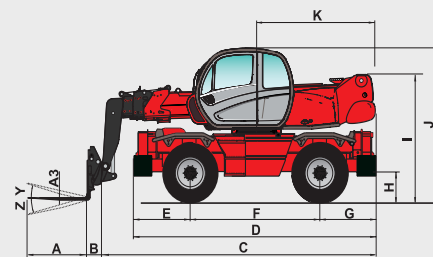


**COTAC FINLAND**  
**www.crane.fi**

 **MANITOU**  
www.manitou.com

# MRT PRIVILEGE

	MRT 1850 +	MRT 2150 +	MRT 2540 +	MRT 3050
	-	MRT-X 2150 +	MRT-X 2540 +	MRT-X 3050
<b>Lifting capacity</b> (on stabilizers) 500 mm from heel of forks	4999 kg	4999 kg	4000 kg	4999 kg
<b>Lifting height</b>	17.90 m	20.60 m	24.60 m	29.70 m
<b>Tyres</b>	18 - 22.5		17.5 R25	
<b>Forks (mm)</b> Length x width x thickness	1200 x 150 x 50			
<b>Braking</b>	oil-bath multiple-disc brakes hydraulically assisted on both axles			
<b>Service brakes</b>	negative			
<b>Parking brake</b>	negative			
<b>Engine</b>	MERCEDES-BENZ		PERKINS	
Type	OM 904 LA (EURO 3)		1106DE66TA (EURO 3)	
Capacity	4 cyl. - 4250 cm <sup>3</sup>		6 cyl. - 6600 cm <sup>3</sup>	
Power (ISO/TR 14396)	150 HP/110 kW		216 HP/159 kW	
Maximum torque	from 1200 to 1600 rpm: 580 Nm		at 1400 rpm: 932 Nm	
Cooling	water			
Injection	direct			
<b>Transmission</b>	hydrostatic with power regulation (variable-displacement pump and hydrostatic motor)			
Reversing shift	electromagnetic			
Number of gears (forward/reverse)	2/2		powershift	
Max. travel speed	36 km/h**		40 km/h**	
<b>Levelling system</b>	on front axle +/- 8° (15%)		lateral (8°) and longitudinal (3°) levelling system	
	oscillating rear axle with automatic hydraulic lock-out on rotation (+/- 7.5°)			
<b>Suspension</b>	-		electronically controlled hydropneumatic	
<b>4 stabilizers</b>	duplex telescopic		triplex telescopic	
	simultaneously or individually controlled			
<b>Full, continuous rotation</b>	turret mounted on a double slew ring with internal gearing / slewing system with negative brake			
<b>Hydraulics</b>	2 electro-hydraulic proportional control joysticks for all movements			
<b>Capacities</b>	2 electro-hydraulic proportional control joysticks for all movements			
Piston pump: variable displacement (load sensing)	-		165 l/min - 270 bar	
Gear pump	3 pumps 160l/min - 270 bar		74 l/min - 220 bar	
<b>Controls</b>	2 electro-hydraulic proportional control joysticks for all movements			
<b>Unladen weight (with forks)</b>	15350 kg	16095 kg	17165 kg	22860 kg
<b>Width overall</b>	2.43 m		2.50 m	
<b>Height overall</b>	3.11 m		3.26 m*	
<b>Length overall</b>	6.06 m	6.78 m	7.82 m	8.10 m (without forks)
<b>Ground clearance</b>	0.37 m		0.42 m	
<b>Drawbar pull</b>	8200 daN		10500 daN	
<b>Noise at driving position (LpA)</b>	79.7 dB			
<b>Environmental noise (LwA)</b>	104 dB		106 dB	
<b>Vibration to whole hand/arm</b>	< 2.5 m/s <sup>2</sup>			
<b>Safety</b>	standard load moment indicator (mobile crane standard)			



mm	MRT 1850	MRT 2150	MRT 2540	MRT 3050
A	1200			
A1	150			
A2	1320			
A3	50			
B	290		320	
C	5770	6490	7530	7783
D	5050		6787	
E	1155		1409	
F	2750		3750	
G	1155		1628	
H	380		420*	
I	2485		3035*	
J	3110		3260*	
K	2485		2985	
K1	-	-	485	
L	1930		2060	
M	2425		2498	
N	4700		6490	
O	5100		7100	
P	150		350*	
Q	4500		5560	
R	3800		4690	
S	4550		5945	
T	4040		4910	
U	5640	6230	6700	7000
V	950		923	
Y	12°			
Z	105°			

This brochure describes versions and configuration options for Manitou products which may be fitted with different equipment. The equipment described in this brochure may be standard, optional or not available depending on version. Manitou reserves the right to change the specifications shown and described at any time and without prior warning. The manufacturer is not liable for the specifications given. For more information, contact your Manitou dealer. Non-contractual document. Product descriptions may differ from actual products. List of specifications is not comprehensive. The logos and visual identity of the company are the property of Manitou and may not be used without authorisation. All rights reserved. The photos and diagrams contained in this brochure are provided for information only.

MANITOU BF SA - Limited company with board of directors - Share capital: 39,547,824 euros - 857 802 508 RCS Nantes

\* Intermediate suspension position ± 78 mm  
\*\* Speed limit subject to local legislation.

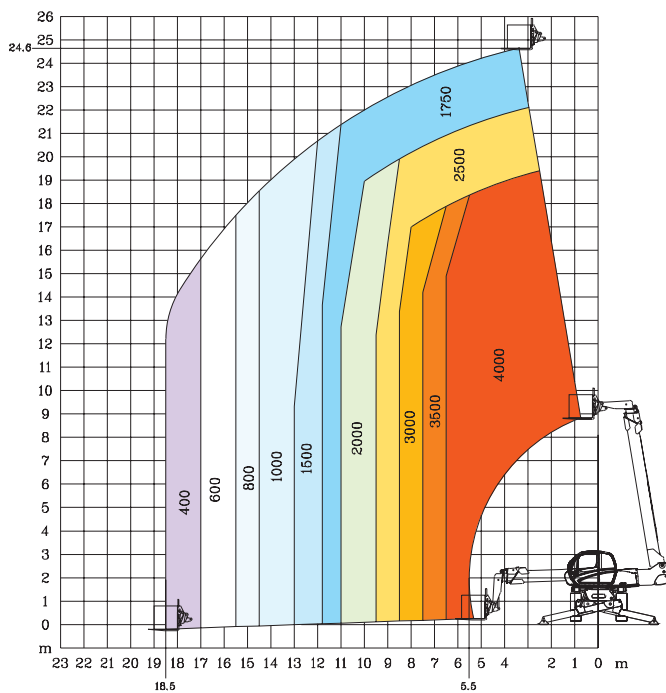
Note: MRT / MRT-X available depending on the geographical area and the legislation in force.



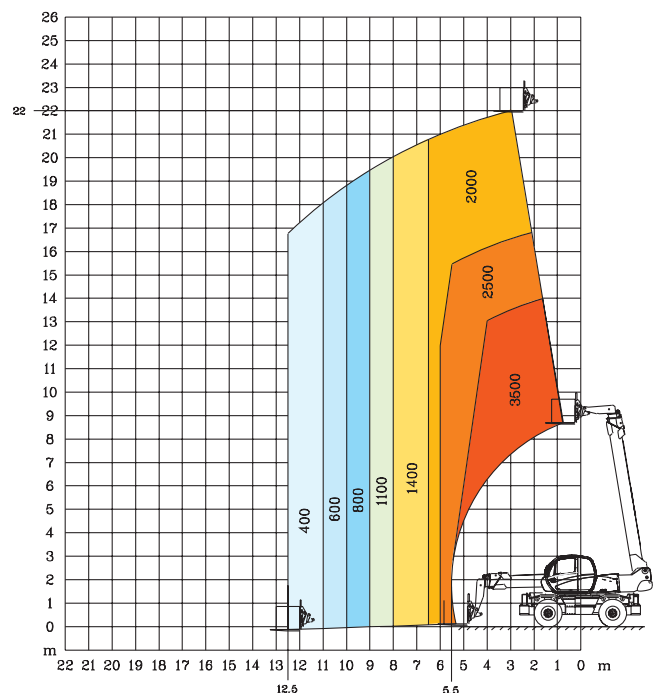
# MRT 2540 + Privilege



Rotation on extended stabilizers  
with forks



Frontal on wheels  
with forks

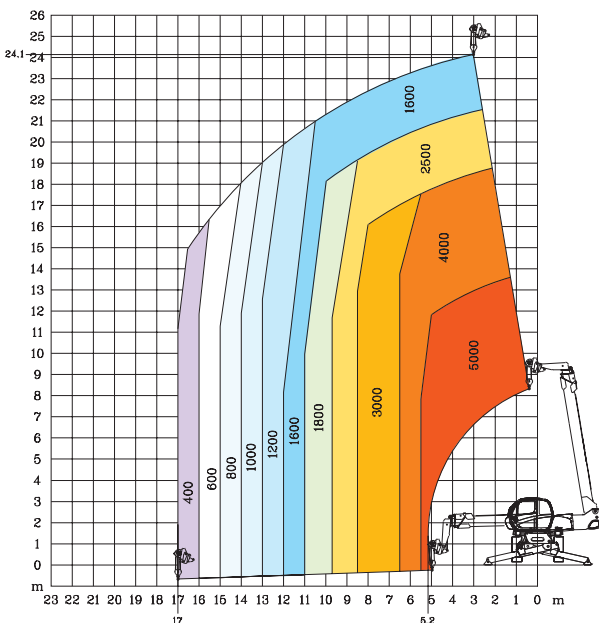


**COTAC FINLAND**  
[www.crane.fi](http://www.crane.fi)

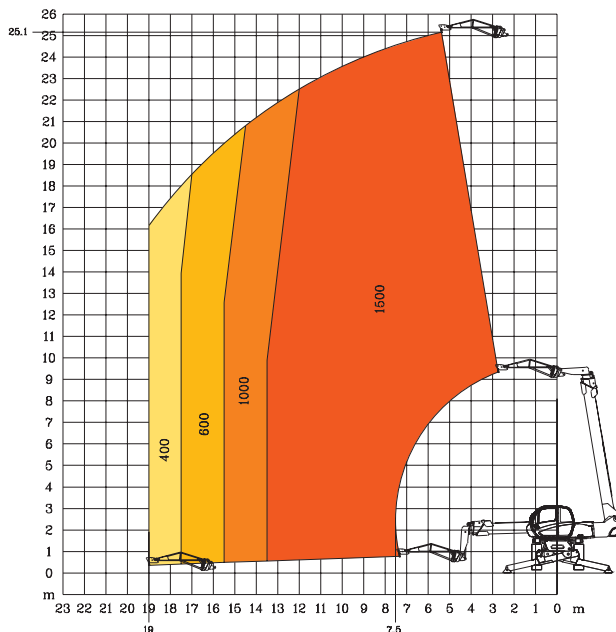
# Rock-solid efficiency



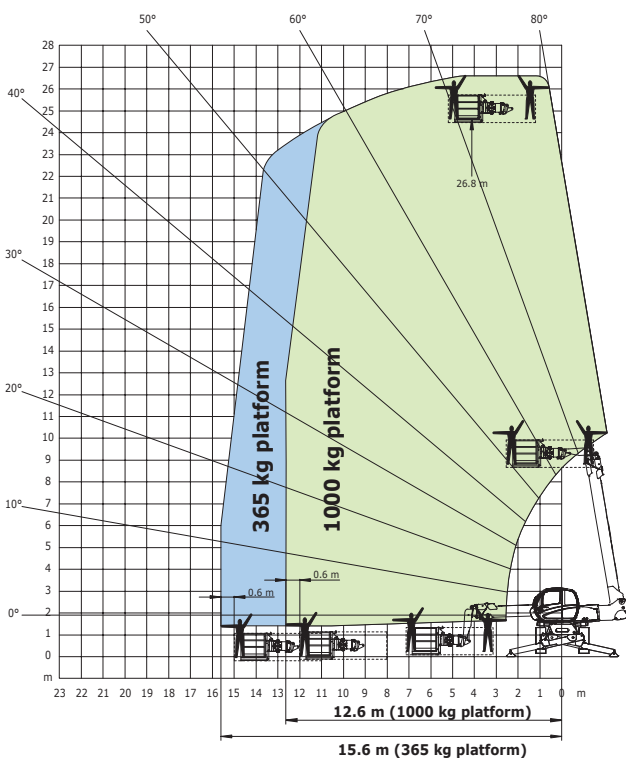
Rotation on extended stabilizers with **5000 kg winch**



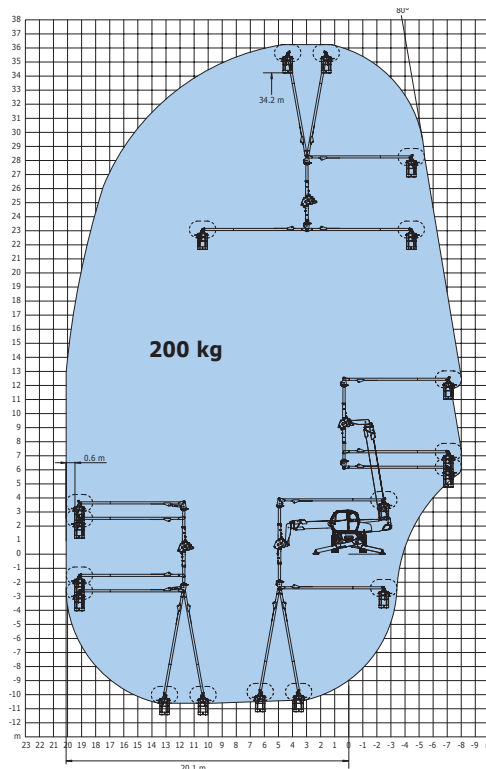
Rotation on extended stabilizers with **1500 kg jib**



Rotation on extended stabilizers with **365/1000 kg platform**



Rotation on extended stabilizers **3D positive/negative**



// MRT 2540 +