

Features

STANDARD FEATURES

MEASUREMENTS

GS™-2032

- 26 ft (8.10 m) working height
- Up to 800 lb (363 kg) lift capacity

GS™-2632

- 32 ft (9.92 m) working height
- Up to 500 lb (227 kg) lift capacity

GS™-3232

- 38 ft (11.75 m) working height
- Up to 500 lb (227 kg) lift capacity

PRODUCTIVITY

- 89 x 32 in (2.26 x .81 m) steel platform
- 36 in (.91 m) extension deck
- Fixed rail with chain entry gate (standard GS-2032)
- Folding rails with half-height swing gate (standard on all CE, GS-2632, GS-3232)
- Automatic leveling outriggers (GS-3232 only)
- Dual front wheel drive
- Universal 20 amp smart charger
- Proportional lift and drive
- Platform control with battery charge indicator and diagnostic display
- Onboard diagnostic system
- AC power to platform
- Manual platform lowering valve
- Emergency stop at both platform and ground controls
- Multiple disc brakes
- Brake release
- Solid non-marking tires
- Pothole guards
- Tilt level sensor with audible alarm
- Descent alarm
- Electronic horn
- Hour meter

POWER

- 24 V DC (four 6 V 225 Ah batteries)

OPTIONS & ACCESSORIES

PRODUCTIVITY

- Folding rails with half-height swing gate (GS-2032)
- Platform swing gate, half-height (GS-2032)
- Air line to platform
- Dual flashing beacons
- Panel mounted, recessed charger receptacle
- Motion package
- Platform work lights
- Automotive horn
- Laser locator (GS-3232)

POWER

- Power Inverter
- Maintenance-free batteries
- EE rating



Genie United States

18340 NE 76th Street
P.O. Box 97030
Redmond, Washington 98073-9730
Telephone **+1 (425) 881-1800**
Toll Free in USA/Canada **+1 800-536-1800**
Fax +1 (425) 883-3475

Genie Europe

Millenium House
Brunel Drive
Newark NG24 2DE
UK
Telephone **+44 (0)1476 584333**
Fax +44 (0)1476 584334
Email: infoeurope@genieind.com

Distributed By:

Effective Date: January, 2008. Product specifications and prices are subject to change without notice or obligation. The photographs and/or drawings in this document are for illustrative purposes only. Refer to the appropriate Operator's Manual for instructions on the proper use of this equipment. Failure to follow the appropriate Operator's Manual when using our equipment or to otherwise act irresponsibly may result in serious injury or death. The only warranty applicable to our equipment is the standard written warranty applicable to the particular product and sale and we make no other warranty, express or implied. Products and services listed may be trademarks, service marks or trade-names of Terex Corporation, Genie Industries, Inc. and/or their subsidiaries in the U.S.A. and many other countries and all rights are reserved. Terex® is a Registered Trademark of Terex Corporation in the U.S.A. and many other countries. Genie® is a Registered Trademark of Genie Industries, Inc. in the U.S.A. and many other countries. Genie is a Terex Company. © 2008 Terex Corporation.

GS32 3.5K 0108H. Part No. 109378

www.genieindustries.com

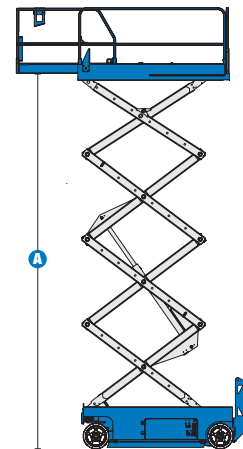
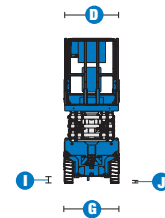
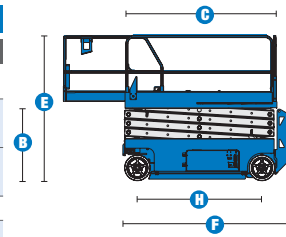
SELF-PROPELLED SCISSOR LIFTS

GS™ -2032, GS™ -2632 & GS™ -3232



Specifications

MODELS	GS™-2032		GS™-2632		GS™-3232	
MEASUREMENTS	US	Metric	US	Metric	US	Metric
Working height maximum*	26 ft	8.10 m	32 ft	9.92 m	38 ft	11.75 m
A Platform height maximum	20 ft	6.10 m	26 ft	7.92 m	32 ft	9.75 m
B Platform height stowed	3 ft 4.5 in	1.03 m	3 ft 9.5 in	1.16 m	4 ft 2.75 in	1.29 m
C Platform length - outside	7 ft 5 in	2.26 m	7 ft 5 in	2.26 m	7 ft 5 in	2.26 m
extended	10 ft 5 in	3.18 m	10 ft 5 in	3.18 m	10 ft 5 in	3.18 m
Slide-out platform extension deck	3 ft	.91 m	3 ft	.91 m	3 ft	.91 m
D Platform width - outside	2 ft 8 in	.81 m	2 ft 8 in	.81 m	2 ft 8 in	.81 m
Guardrail height: fixed rails	3 ft 3 in	.99 m	—	—	—	—
fold down rails (CE)	3 ft 7 in	1.10 m	3 ft 7 in	1.10 m	3 ft 7 in	1.10 m
Toeboard height	6 in	.15 m	6 in	.15 m	6 in	.15 m
E Height - stowed	—	—	—	—	—	—
fixed rails	6 ft 8 in	2.03 m	—	—	—	—
folding guardrails (CE)	7 ft	2.13 m	7 ft 5 in	2.26 m	8 ft	2.43 m
rails folded	5 ft 9 in	1.75 m	6 ft 3 in	1.91 m	6 ft 8 in	2.03 m
F Length - stowed	8 ft	2.44 m	8 ft	2.44 m	8 ft	2.43 m
Length - extended	10 ft 11 in	3.33 m	10 ft 11 in	3.33 m	10 ft 11 in	3.33 m
G Width	2 ft 8 in	.81 m	2 ft 8 in	.81 m	2 ft 8 in	.81 m
H Wheelbase	6 ft 1 in	1.85 m	6 ft 1 in	1.85 m	6 ft 1 in	1.85 m
I Ground clearance - center	3.5 in	.09 m	3.5 in	.09 m	3.5 in	.09 m
J - with pothole guards deployed	.75 in	.02 m	.75 in	.02 m	.75 in	.02 m



PRODUCTIVITY						
Maximum platform occupancy**	2	2	2	2	2	2
Lift capacity	800 lbs	363 kg	500 lbs	227 kg	500 lbs	227 kg
Extension deck capacity	250 lbs	113 kg	250 lbs	113 kg	250 lbs	113 kg
Drive height	full height		full height		22 ft	6.71 m
Drive speed - stowed	2.2 mph	3.5 km/h	2.2 mph	3.5 km/h	2.2 mph	3.5 km/h
Drive speed - raised	0.5 mph	0.8 km/h	0.5 mph	0.8 km/h	0.5 mph	0.8 km/h
Gradeability - stowed***	30%		25%		25%	
Maximum outrigger leveling: front to back	—		—		3°	
side to side	—		—		5°	
Turning radius - inside	zero	zero	zero	zero	zero	zero
Turning radius - outside	7 ft	2.13 m	7 ft	2.13 m	7 ft	2.13 m
Raise / lower speed	30 / 34 sec	30 / 34 sec	30 / 40 sec	30 / 40 sec	57 / 40 sec	57 / 40 sec
Controls	proportional		proportional		proportional	
Drive	dual front wheel		dual front wheel		dual front wheel	
Multiple disc brakes	dual rear wheel		dual rear wheel		dual rear wheel	
Tires - solid non-marking	15 x 5 x 11 in	38 x 13 x 28 cm	15 x 5 x 11 in	38 x 13 x 28 cm	15 x 5 x 11 in	38 x 13 x 28 cm

POWER						
Power source	24 V DC (four 6V 225 Ah batteries)		24 V DC (four 6V 225 Ah batteries)		24 V DC (four 6V 225 Ah batteries)	
Hydraulic system capacity	3.75 gal	14.2 L	3.75 gal	14.2 L	3.75 gal	14.2 L

WEIGHT****						
ANSI, CSA	3,574 lbs	1,621 kg	4,413 lbs	2,002 kg	5,185 lbs	2,352 kg
CE, AUS	4,024 lbs	1,825 kg	4,313 lbs	1,956 kg	5,185 lbs	2,352 kg

STANDARDS COMPLIANCE ANSI A92.6, CSA B354.2, CE Compliance, AS 1418.10

* The metric equivalent of working height adds 2 m to platform height. U.S. adds 6 ft to platform height.
 ** CE/AUS markets: GS-2632 and GS-3232 indoor use only. GS-2032 outdoor use-one person maximum occupancy.
 *** Gradeability applies to driving on slopes. See operator's manual for details regarding slope ratings.
 **** Weight will vary depending on options and/or country standards.