



RENTAL RANGE

HIMOINSA Company with quality certification ISO 9001

HIMOINSA gensets are compliant with EC mark which includes the following directives:

- 2006/42/CE Machinery safety.
- 2014/30/UE Electromagnetic compatibility.
- 2014/35/UE electrical equipment designed for use within certain voltage limits
- 2000/14/EC Sound Power level. Noise emissions outdoor equipment. (amended by 2005/88/EC)
- (UE) N° 2016/1628 Emissions of gaseous and particulate pollutants
- EN 12100, EN 13857, EN 60204

Ambient conditions of reference according to ISO 8528-1:2020 normative: 1000 mbar, 25°C, 30% relative humidity.

Prime Power (PRP):

According to ISO 8528-1:2020, Prime power is the maximum power which a generating set is capable of delivering continuously whilst supplying a variable electrical load when operated for an unlimited number of hours per year under the agreed operating conditions with the maintenance intervals and procedures being carried out as prescribed by the manufacturer. The permissible average power output (Ppp) over 24 h of operation shall not exceed 70 % of the PRP.

Emergency Standby Power (ESP):

According to ISO 8528-1:2020, Emergency standby power is the maximum power available during a variable electrical power sequence, under the stated operating conditions, for which a generating set is capable of delivering in the event of a utility power outage or under test conditions for up to 200 h of operation per year with the maintenance intervals and procedures being carried out as prescribed by the manufacturers. The permissible average power output over 24 h of operation shall not exceed 70 % of the ESP

Continuous Power (COP): According to Standard ISO 8528-1:2020, this is the maximum power available for continuous loads for unlimited running hours a year between the maintenance times recommended by the manufacturer under the environmental conditions established by the same.

"Class G2" performance according to the load impact test according to ISO 8528-5:2020

HIMOINSA HEADQUARTERS:

Fábrica: Ctra. Murcia - San Javier, Km. 23,6 | 30730 SAN JAVIER (Murcia) Spain
Tel.+34 968 19 11 28 Fax +34 968 19 12 17 Fax +34 968 19 04 20 |
info@himoinsa.com | www.himoinsa.com

Manufacture facilities:

SPAIN • FRANCE • INDIA • CHINA • USA • BRAZIL • ARGENTINA

Subsidiaries:

PORTUGAL | POLAND | GERMANY | UK | SINGAPORE | UAE | PANAMA |
DOMINICAN REPUBLIC | ARGENTINA | ANGOLA | SOUTH AFRICA | MOROCCO

SERVICE		PRP	ESP
POWER	kVA	200	220
POWER	kW	160	176
RATED SPEED	r.p.m.	1.500	
MAIN VOLTAGE	V	400/230	
AVAILABLE VOLTAGES	V	200/115 · 230 V (t)	
RATED AT POWER FACTOR	Cos Phi	0,8	



SOUNDPROOFED RENTAL



ES5R



WATER-COOLED



THREE PHASE



50 HZ



STAGE V



DIESEL

Himoinsa has the right to modify any feature without prior notice.

Weights and dimensions based on standard products. Illustrations may include optional equipment.

Technical data described in this catalogue correspond to the available information at the moment of printing.

The illustrations and images are indicative and may not coincide in their entirety with the product.


Industrial design under patent.



Engine Specifications | 1.500 r.p.m.

Rated Engine Output (PRP)	kW	176
Rated Engine Output (ESP)	kW	195
Manufacturer	FPT_IVECO	
Model	N67.TEVP05	
Engine Type	4-stroke diesel	
Injection Type	Direct, common rail	
Aspiration Type	Turbocharged and after-cooled	
Number of cylinders and arrangement	6-L	
Bore and Stroke	mm	104 x 132
Displacement	L	6,7
Cooling System	Liquid (water + 50% glycol)	
Lube Oil Specifications	10W40 CJ4 / CK4 ACEA E9	
Compression Ratio	17:1	

Total oil capacity including tubes, filters	L	17,2
Total coolant capacity	L	25,5
Governor	Type	Electrical
Air Filter	Type	Dry


- 
- Diesel engine
 - 4-stroke cycle
 - Water-cooled
 - 24V electrical system
 - Water separator filter (no visible level)
 - Dry air filter
 - Radiator with pusher fan
 - Radiator water level sensor
 - Electronic governor
 - Hot parts protection
 - Moving parts protection



Generator Specifications | STAMFORD

Manufacturer	STAMFORD	
Model	UCI274H	
Poles	No.	4
Connection type (standard)	Star-series	
Mounting type	S-3 11*1/2	
Insulation	Class	H class

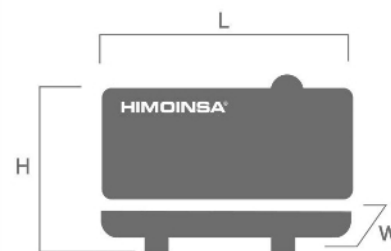
Enclosure (according IEC-34-5)	IP23
Exciter system	Self-excited, brushless
Voltage regulator	A.V.R. (Electronic)
Bracket type	Single bearing
Coupling system	Flexible disc
Coating type	Standard (Vacuum impregnation)

- 
- Self-excited and self-regulated
 - 4 poles
 - AVR governor
 - IP23 protection

WEIGHT AND DIMENSIONS

Standard Version		
Length Without Control Panel (L)	mm	Ask
Length With Control Panel (L)	mm	4000
Height (H)	mm	2100
Width (W)	mm	1190
Weight with liquids in radiator and sump	Kg	3045
Fuel tank capacity	L	580
Autonomy (70% PRP)	Hours	20
Autonomy (100% PRP)	Hours	14

Steel tank



SOUND PRESSURE

Sound pressure level	dB(A)@7m	66 ± 2,4
----------------------	----------	----------

APPLICATION DATA

EXHAUST SYSTEM

Maximum exhaust temperature	°C	550
Maximum allowed back pressure	kPa	20

NECESSARY AMOUNT OF AIR

Intake air flow	m³/h	665
Cooling Air Flow	m³/s	2,84
Alternator fan air flow	m³/s	0,514

FUEL CONSUMPTION

Fuel Consumption ESP	l/h	48,1
Fuel Consumption 100% PRP	l/h	42,8
Fuel Consumption 70 % PRP	l/h	29,7
Fuel Consumption 50 % PRP	l/h	21,3

FUEL SYSTEM

Fuel Oil Specifications	Diesel	
Fuel Tank	L	580

STARTING SYSTEM

Auxiliary Voltage	Vdc	24
-------------------	-----	----

GAS POST-TREATMENT SYSTEM

Adblue Tank Capacity	l	43
Adblue consumption 100%	l/h	4,3
Adblue consumption 80%	l/h	3,44



Soundproofed version

- Steel chassis
- Manhole to fill the radiator
- Pre-installation or niche to house the quick connection hydraulic fittings for fuel transfer
- Anti-leakage chassis, predisposed to retain liquids (retention tray)
- Manhole for fuel tank cleaning and drainage
- Manhole for chassis cleaning
- Slide carriage and brackets for transportation with forklift
- Tilting cap in the exhaust
- Anti-vibration shock absorbers

- Chassis with integrated fuel tank
- Fuel level gauge
- Bodywork made from high quality steel plate
- High mechanical strength
- Low noise emissions level
- Soundproofing provided by high-density volcanic rock wool
- Epoxy polyester powder coating
- Full access for maintenance (water, oil and filters, no need to remove the canopy)
- Reinforced lifting hooks for crane hoisting

- Steel residential silencer -35db(A) attenuation.
- Oil sump extraction kit
- Emergency stop button (double emergency stop protection: Interior on the panel + Exterior on the bodywork)
- Mechanized for power cable output
- Door with window to visualize control panel, alarms and measurements
- Pressure locks
- IP Protection according to ISO 8528-13:2016
- 3 way valve for external fuel supply (available in 1/2" and 3/8" fittings) (Optional).
- Fuel transfer pump (Optional).



FEATURES OF THE CONTROL UNITS

	CEM 7
Generator Readings	Voltage between phases •
	Voltage between neutral and phase •
	Current intensities •
	Frequency •
	Apparent power (Kva) •
	Active power (Kw) •
	Reactive power (kVAr) •
	Power factor •
Mains Readings	Voltage between phases
	Voltage between phases and neutral
	Current intensities
	Frequency
	Apparent power
	Active power
	Reactive power
Engine Readings	Power factor
	Coolant temperature •
	Oil pressure •
	Fuel level (%) •
	Battery voltage •
	R.P.M. •
Engine Protections	Battery charge alternator voltage •
	High water temperature •
	High water temperature by sensor •
	Low water temperature by sensor •
	Low oil pressure •
	Low oil pressure by sensor •
	Low water level •
	Unexpected shutdown •
	Fuel storage •
	Fuel storage by sensor •
	Stop failure •
	Battery voltage failure •
	Battery charge alternator failure •
	Overspeed •
	Underspeed •
	Start failure •
	Emergency stop •

• Standard

⊙ Optional

	CEM 7	
Alternator Protections	High frequency	●
	Low frequency	●
	High voltage	●
	Low voltage	●
	Short-circuit	●
	Asymmetry between phases	●
	Incorrect phase sequence	●
	Inverse power	●
	Overload	●
	Genset signal drop	●
Counters	Total hour counter	●
	Partial hour counter	●
	Kilowatt meter	●
	Starts valid counters	●
	Starts failure counters	●
	Maintenance	●
Communications	RS232	⓪
	RS485	⓪
	Modbus IP	⓪
	Modbus	⓪
	CCLAN	⓪
	Software for PC	⓪
	Analogue modem	⓪
	GSM/GPRS modem	⓪
	Remote screen	⓪
	Tele signal	⓪ (8 + 4)
	J1939	⓪
Features	Alarm history	● (100)
	External start	●
	Start inhibition	●
	Mains failure start	●
	Start under normative EJP	●
	Pre-heating engine control	●
	Genset contactor activation	●
	Mains & Genset contactor activation	●
	Fuel transfer control	●
	Engine temperature control	●
	Manual override	●
	Programmable alarms	●
	Genset start function in test mode	●
	Programmable outputs	●
	Multilingual	●
Special Functions	GPS Positioning	⓪
	Synchronisation	●
	Mains synchronization	●
	Second Zero elimination	●
	RAM7	⓪
	Remote screen	⓪

● Standard

⓪ Optional



CONTROL PANELS

NOT PICTURE



M5

Digital manual Auto-Start control panel and thermal magnetic protection (depending on current and voltage) and differential with CEM7.

Digital control unit CEM7



Electrical system

- M5 control panel with electronic CEM7 control unit and switched emergency stop
- Power panel with built-in circuit breaker plates
- Safety relay in output terminal board (thermal magnetic trip and alarm in control unit)
- Battery Switch
- Socket boxes with 2x16A (2Ph), 1x16A (3Ph), 1x32A (3Ph) y 1x63A (3Ph)
- Adjustable earth leakage protection (time & sensitivity) standard in M5 and AS5, with thermal magnetic protection
- Battery charger alternator with ground connection
- Starter battery/ies installed (cables and bracket included)
- Ground connection electrical installation with connection ready for ground spike (not supplied)