





AGRICULTURE/UTILITY

SPECIFICATIONS

					
		RANGER 1000 EPS	RANGER 1000 PREMIUM	RANGER XP 1000 HD EPS ADC	RANGER DIESEL HD EPS ADC
ENGINE	Engine Type	4-Stroke Twin Cylinder SOHC	4-Stroke Twin Cylinder SOHC	4-Stroke Twin Cylinder DOHC	Kubota 3-Cylinder Diesel
	Displacement	999cc	999cc	999cc	898cc
	Fuel System / Battery	Electronic Fuel Injection	Electronic Fuel Injection	Electronic Fuel Injection	Mechanical Injection
DRIVETRAIN	Cooling	Liquid	Liquid	Liquid	Liquid
	Transmission/ Final Drive	Automatic PVT H/L/N/R/P; Shaft	Automatic PVT H/L/N/R/P; Shaft	Automatic PVT H/L/N/R/P; Shaft	Automatic PVT H / L / N / R / P; Shaft
	Drive System	High Performance On-Demand True AWD/2WD/VersaTrac Turf Mode	High Performance On-Demand True AWD/2WD/VersaTrac Turf Mode	High Performance On-Demand True AWD/2WD/VersaTrac Turf Mode	On-Demand True AWD/2WD/Versatrac Turf Mode
SUSPENSION	Engine Braking System / Active Descent Control	Not Equipped/Not Equipped	Not Equipped/ Not Equipped	Engine Breaking & ADC Equipped	ADC Equipped
	Front Suspension	Dual A-Arm 25.4 cm Travel	Dual A-Arm 25.4 cm Travel	Dual A-Arm 27.9 cm Travel	Dual A-Arm with Stabilizer Bar 27.9 cm Travel
	Rear Suspension	Dual A-Arm, IRS 25.4 cm Travel	Dual A-Arm, IRS 25.4 cm Travel	Dual A-Arm, IRS 27.9 cm Travel	Dual A-Arm IRS with Stabilizer Bar 27.9 cm Travel
BRAKES	Front/Rear Brakes	4-Wheel Hydraulic Disc with Dual-Bore Front and Rear Calipers	4-Wheel Hydraulic Disc with Dual-Bore Front and Rear Calipers	4-Wheel Hydraulic Disc with Dual-Bore Front Calipers	Hydraulic Disc
	Parking Brake	Park in Transmission	Park in Transmission	Park in Transmission	Hand-Actuated
	Front Tyres	25 x 10-12; Carlisle 489	26 x 9-12; PXT 2.0	27 x 9-14; Pro Armor X-Terrain	27 x 9; R12
TYRES AND WHEELS	Rear Tyres	25 x 11-12; Carlisle 489	26 x 11-12; PXT 2.0	27 x 11-14; Pro Armor X-Terrain	27 x 11; R12
	Wheels	Stamped Steel	Aluminum Black Xcelerator 2.0	14" Aluminum	12" Steel
	Wheelbase	206 cm	206 cm	206 cm	206 cm
DIMENSIONS / CAPACITIES	Dry Weight	674 kg	674 kg	737 kg	766 kg
	Overall Vehicle Size (L x W x H)	305 x 158 x 193 cm	305 x 158 x 193 cm	305 x 158 x 196 cm	305 x 158 x 196 cm
	Ground Clearance	30.5 cm	31.8 cm	33 cm	33 cm
	Seating Capacity	3	3	3	3
	Fuel Capacity	43 L	43 L	43.5 L	43.5 L
	Bed Box Dimensions (L x W x H)	93.3 x 137.8 x 31.75 cm	93.3 x 137.8 x 31.75 cm	93.3 x 137.8 x 31.75 cm	93.3 x 137.8 x 31.75 cm
	Front/Rear Rack or Box Capacity	N.A / 454 kg	N.A / 454 kg	N.A / 454 kg	N.A / 435 kg
	Payload Capacity	680 kg	680 kg	680 kg	720 kg
	Hitch Towing Rating	680 kg	1,134 kg	1,134 kg	1,134 kg
	Hitch Type	Standard 5 cm Receiver	Standard 5 cm Receiver	Standard 5 cm Receiver	Receiver w/ ECE R55 ball
FEATURES	Cargo System/Cab	Lock & Ride	Lock & Ride	Lock & Ride	Lock & Ride
	Lighting	Halogen Headlamps, 55W Low Beam, 60W High Beam, Dual LED Taillamps	Dual LED Headlamps, 600lm Low Beam, 1000lm High Beam, Dual LED Taillamps	Dual LED Headlamps, 1250 lm Low Beam, 2300 lm High Beam, Dual LED Taillamps	Headlights : halogen
	Electronic Power Steering	Standard	Standard	Standard	Standard
	Adjustable Driver's Seat	Not Equipped	Standard	Standard	N.A
	Tilt Steering	Standard	Standard	Standard	N.A
	Instrumentation	4" LCD Rider Information Center: User Selectable Blue/Red Backlighting & Brightness, Programmable Service Intervals, Speedometer, Tachometer, Odometer, Tripmeter, Clock, Hour Meter, Gear Indicator, Fuel Gauge, Coolant Temperature, Voltmeter, Service Indicator and Codes, Seat Belt Reminder, DC Outlet	4" LCD Rider Information Center: User Selectable Blue/Red Backlighting & Brightness, Programmable Service Intervals, Speedometer, Tachometer, Odometer, Tripmeter, Clock, Hour Meter, Gear Indicator, Fuel Gauge, Coolant Temperature, Voltmeter, Service Indicator and Codes, Seat Belt Reminder, DC Outlet	Dual-sweep Analog Dials w/ 4" LCD Rider Information Center: User Selectable Blue/Red Backlighting & Brightness, Programmable Service Intervals, Speedometer, Tachometer, Odometer, Tripmeter, Clock, Hour Meter, Gear Indicator, Fuel Gauge, Coolant Temperature, Voltmeter, Service Indicator and Codes, Seat Belt Reminder, 1 DC Outlet, 1 USB Charge Port	All Digital Gauge, Speedometer, Odometer, Tachometer, 2 Trip Meters, Hour Meter, Gear Indicator, Fuel Gauge, Engine Temperature, Hi-Temp Light, Clock, Glow Plug Indicator, Low Oil Pressure Indicator, Seat Belt Indicator, Parking Brake Engaged Alarm, Horn, Backup Alarm
	Other Standard Features	Polaris Pulse Electrical System (3 position), Standard In-Dash SAE Charge Port	Premium Cut & Sew Seats, Polaris Pulse Electrical System (3 position), Standard In-Dash SAE Charge Port	Premium Cut & Sew Seats with Contoured Seatbacks and Embroidered Polaris Branding, Premium Steering Wheel and Interior Accents	N.A
Colours		Sage Green	Springfield Blue	Bronson Rock Smoke	Sage Green

\*Specifications subject to change